

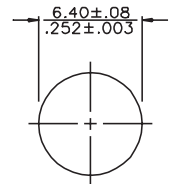
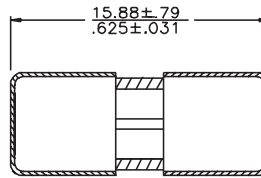
# 1/4" x 5/8" Fast-Acting, Glass Tube Fuses AGA Series



**Ordering**

- Specify packaging, product and option code

**Dimensions - mm (in)**



**Description**

- Fast-acting
- 1/4" x 5/8" (6.4 x 15.9mm) physical size
- Glass tube, nickel-plated brass endcap construction
- Optional axial leaded version available
- UL Listed product meets standard 248-14

Electrical characteristics		
Rated Current	% of Amp Rating	Opening Time
1/4 - 10A	100%	4 hours minimum
	135%	60 minutes maximum
	200%	120 seconds maximum

**Agency Information**

- UL Listed, Guide JDYX, File E19180 (AGA: 0 - 3 1/2A)
- UL Recognized, Guide JDYX2, File E19180 (AGA: 12 - 30A)

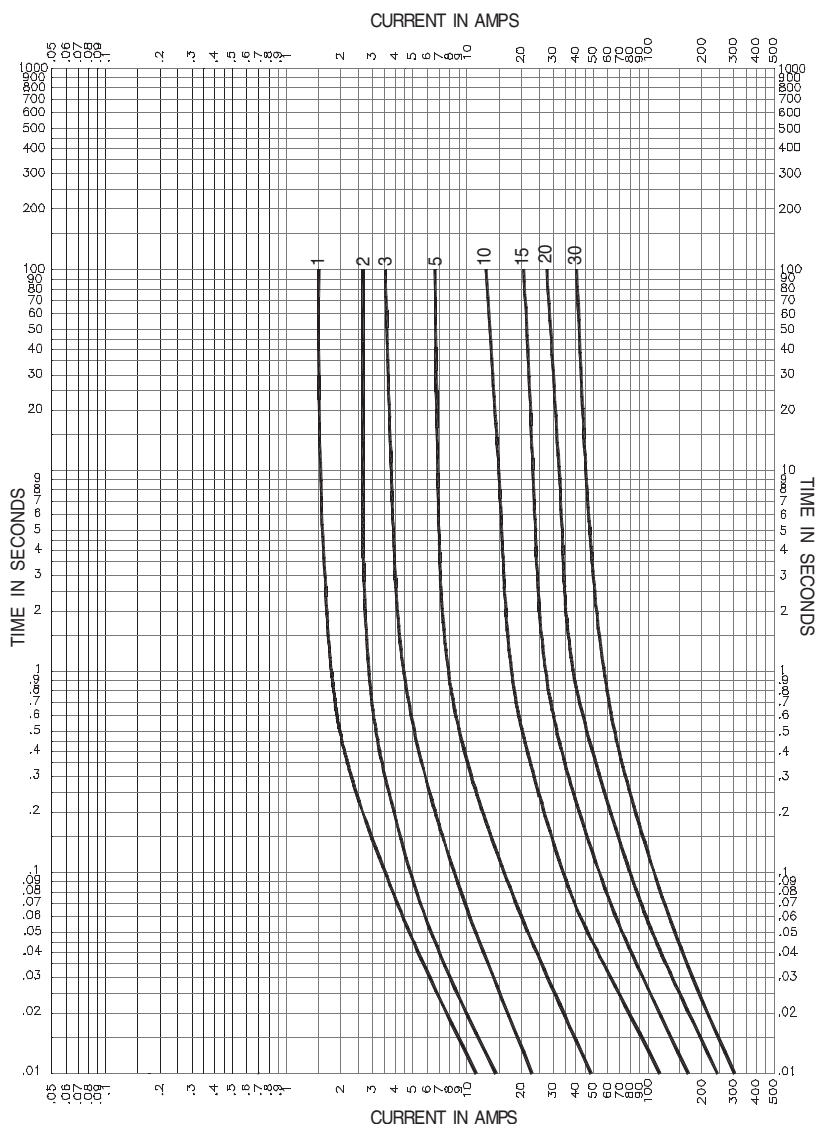
Specifications						
Part Number (Amps)	Voltage Rating Vac	AC Interrupting Rating* (Amps)			Typical DC Cold Resistance (Ω)**	
		250Vac	125Vac	32Vac	Lower	Upper
AGA-1/10	250	35	10,000	-	6.186	8.370
AGA-1/4	250	35	10,000	-	0.649	0.879
AGA-1/2	250	35	10,000	-	0.223	0.301
AGA-3/4	250	35	10,000	-	0.116	0.157
AGA-1	250	35	10,000	-	0.088	0.118
AGA-1-1/2	250	100	10,000	-	0.056	0.076
AGA-2	250	100	200	-	0.038	0.052
AGA-2-1/2	250	100	200	-	0.027	0.036
AGA-3	250	100	200	-	0.022	0.030
AGA-5	125	-	1000	-	0.013	0.017
AGA-6	125	-	1000	1000	0.011	0.015
AGA-7	125	-	1000	1000	0.008	0.011
AGA-7-1/2	125	-	1000	1000	0.008	0.010
AGA-10	125	-	1000	1000	0.006	0.008
AGA-15***	32	-	-	1000	0.003	0.004
AGA-20***	32	-	-	1000	0.002	0.003
AGA-25***	32	-	-	1000	0.001	0.002
AGA-30***	32	-	-	1000	0.001	0.002

\* Interrupting Rating: Interrupting ratings has been measured at 70%-80% power factor.

\*\* DC Cold Resistance (Measured at <10% of rated current)

\*\*\* UR Component Recognized at 125Vac 100A IR

### Time-Current Characteristic Curves—Average Melt



#### Packaging Code

Packaging Code	Description
BK	100 fuses packed into a cardboard carton
BK8	8000 fuses packed into a cardboard carton

#### Option Code

Option Code	Description
B	Board Washable - Hermetically sealed to withstand aqueous cleaning

The only controlled copy of this Data Sheet is the electronic read-only version located on the Cooper Bussmann Network Drive. All other copies of this document are by definition uncontrolled. This bulletin is intended to clearly present comprehensive product data and provide technical information that will help the end user with design applications. Cooper Bussmann reserves the right, without notice, to change design or construction of any products and to discontinue or limit distribution of any products. Cooper Bussmann also reserves the right to change or update, without notice, any technical information contained in this bulletin. Once a product has been selected, it should be tested by the user in all possible applications.

Life Support Policy: Cooper Bussmann does not authorize the use of any of its products for use in life support devices or systems without the express written approval of an officer of the Company. Life support systems are devices which support or sustain life, and whose failure to perform, when properly used in accordance with instructions for use provided in the labeling, can be reasonably expected to result in significant injury to the user.